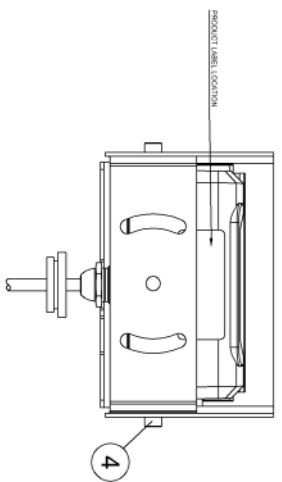
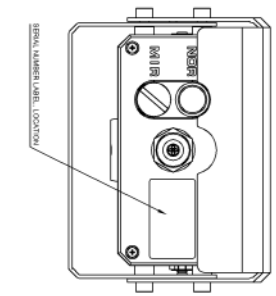
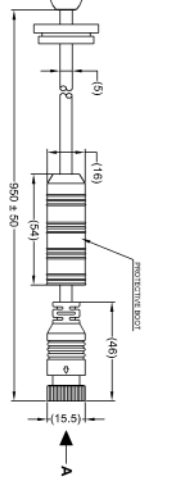
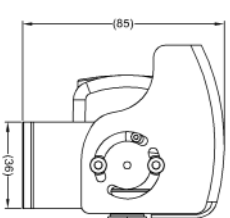
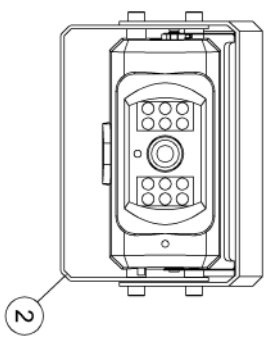
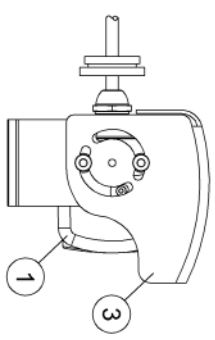
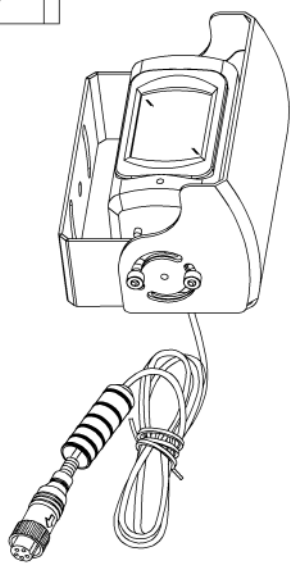
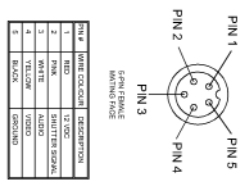


ITEM	STOCK CODE	QTY	DESCRIPTION
1	(#3671)	1	VBV-711C-CAMERA ONLY
2	(#3656)	1	VBV-71XC-BKT CAMERA BRACKET
3	(#3657)	1	VBV-71XC-SS CAMERA SUNSHIELD
4	(#3658)	1	VBV-71XC-FIX CAMERA FILING KIT (NOT SHOWN)
5	(#3660)	1	VBV-71XC-IG INSTALLATION GUIDE (NOT SHOWN)



VIEW A



Pin #	Wire Colour	Description
1	RED	12 VDC
2	PINK	SHUTTER SIGNAL
3	WHITE	AUDIO
4	YELLOW	VIDEO
5	BLACK	GROUND

- NOTES:
1. DIMENSIONS IN MM.
 2. REFER TO 'PRODUCT SPECIFICATION' FOR MORE DETAILS.
 3. REFER TO COMPONENT DRAWINGS FOR COMPONENT DETAILS.

PROPRIETARY NOTICE
 THIS DESIGN AND TECHNICAL INFORMATION APPEARING ON THIS DRAWING IS THE PROPERTY OF BRIGADE ELECTRONICS PLC, AND IS DISCLOSED IN CONFIDENCE. IT IS NOT TO BE COPIED, REPRODUCED, REVEALED TO OR APPROPRIATE BY OTHERS, EITHER IN WHOLE OR IN PART WITHOUT THE EXPRESS WRITTEN CONSENT OF BRIGADE ELECTRONICS PLC.

ASSEMBLY PLANT REF: CW635M

Item#	Quantity	Title/Name, designation, material, dimension etc	Article No./Reference
Designed by JKEVHAN	Checked by MBUTLER	Approved by - date DKERAI	Date 01/04/2011
<p>BRIGADE ELECTRONICS</p>			<p>VBV-711C (#2841)</p>
<p>BE-001520-00-11</p>			<p>Edition 1/1</p>
<p>Scale N/A</p>			<p>Sheet 1/1</p>